

EXPORT EQUIPMENT CATALOGUE

**STARTLINE
AND ORIGINAL ACCESSORIES
EFFECTIVE FROM JANUARY 2024**



automotive service equipment

REL. MARCH 2024

GENERAL CONDITION OF SALES

- **TECHNICAL DATA:** All technical data is subject to modifications which the manufacturer reserves the right to make at any time without notice.
- **DELIVERIES:** Deliveries are agreed ex works of the company. For deliveries agreed in a different place, the transport is charged to the Customer or with methods agreed from time to time.
- **PRICES:** The company has the right to vary prices, without prior notice, in the event of market variations. No deductions or roundings are accepted on invoice amounts. VAT is excluded from the price and must be added to it.
- **PAYMENTS:** Unless otherwise agreed in writing, payments are understood to be those agreed at the time of the order. Default interest and any other legal right in favor of the company will accrue on any late payments, which is authorized to issue a sight draft with expenses for any amount which is not paid by the deadline established in the contract or invoice. It is also understood that the company may demand full payment if even a single deadline is not respected.
- **TRANSFER OF OWNERSHIP:** When the payment of the price is deferred, the buyer will become the owner of the goods only upon payment of the entire price, interest and accessories, the sale being made and accepted with retention of title.
- **ASSEMBLY AND TESTING, INSTALLATION, WARRANTY:** Assembly and testing are carried out before delivery to the company's plants; the installation is the responsibility of the Customer unless otherwise agreed; the company guarantees its products for a period of twelve months from the delivery date. The warranty does not extend to those parts which are subject to inevitable deterioration.
- **DELIVERY TERMS:** The delivery term, even if confirmed, is absolutely indicative and is calculated in working days.
- **COURT OF JURISDICTION:** For any controversy the Court of Reggio Emilia or that of Pesaro is recognized as having jurisdiction, whatever the method and place agreed for payment and delivery.

The company declines all responsibility in the event of complaints deriving from the use of non-original accessories or spare parts with consequent forfeiture of the CE declaration of conformity

Nexion SpA reserves the right to change the specifications of its products at any time without prior notice. The company declines all responsibility in the event of claims deriving from the use of non-original accessories or spare parts with consequent forfeiture of the EC declaration of conformity.

MONDOLFO FERRO



NUOVO

2

□ : STANDARD

★ : Compatible

- : NOT Compatible

REL. 03_2024

CONTENTS

CAR TYRE CHANGERS	4
STARTLINE S524 (TB) SERIES	4
STARTLINE S524 LL SERIES	5
STARTLINE S521 (TB) SERIES	6
STARTLINE S421 (SWA)	7
STARTLINE S424 (SWA)	8
OPTIONAL ACCESSORIES FOR CAR TYRE CHANGERS	9
SEMI-AUTOMATIC TRUCK TYRE CHANGERS	14
STARTLINE S226 SERIES	14
STARTLINE S256 SERIES	15
OPTIONAL ACCESSORIES FOR TRUCK TYRE CHANGERS	16
WHEEL BALANCERS	17
STARTLINE S380 SERIES	17
STARTLINE S350 SERIES	18
OPTIONAL ACCESSORIES FOR WHEEL BALANCERS	19
TRUCK WHEEL BALANCER	23
STARTLINE TRUCK S1450	23
OPTIONAL ACCESSORIES FOR PER STARTLINE TRUCK S1450	24

CAR TYRE CHANGERS

STARTLINE S524 (TB) SERIES

STANDARD ACCESSORIES



13"-26"



11"-24"



*HTB24 HELPER OPTIONAL
code 8-11900260

Part-no	Electrical Supply	Description	
0-11901301/16	400V/3Ph/50Hz	STARTLINE 524	
0-11901312/16	200÷230V/1Ph/50Hz	STARTLINE 524	
0-11901322/16	200÷230V/1Ph/60Hz	STARTLINE 524	
0-11901311/16	400V/3Ph/50Hz	STARTLINE 524 TI	
0-11901304/16	100÷115V/1Ph/60Hz	STARTLINE 524 TI	
0-11901332/16	200÷230V/1Ph/50Hz	STARTLINE 524 TI	
0-11901342/16	200÷230V/1Ph/60Hz	STARTLINE 524 TI	
0-11901351/16	200÷230V/3Ph/60Hz	STARTLINE 524 TI	
0-11901321/16	400V/3Ph/50Hz	STARTLINE 524 2V	
0-11901331/16	400V/3Ph/50Hz	STARTLINE 524 2V TI	
8-11320012		Customization kit - STARTLINE 524	

CAR TYRE CHANGERS

STARTLINE S524 LL SERIES

STANDARD ACCESSORIES



*HTB 24

*HTB24 HELPER OPTIONAL
code 8-11900260

Part-no	Electrical Supply	Description	
0-11901701/16	400V/3Ph/50Hz	STARTLINE 524 LL	
0-11901712/16	200÷230V/1Ph/50Hz	STARTLINE 524 LL	
0-11901722/16	200÷230V/1Ph/60Hz	STARTLINE 524 LL	
0-11901711/16	400V/3Ph/50Hz	STARTLINE 524 LL TI	
0-11901704/16	100÷115V/1Ph/60Hz	STARTLINE 524 LL TI	
0-11901732/16	200÷230V/1Ph/50Hz	STARTLINE 524 LL TI	
0-11901742/16	200÷230V/1Ph/60Hz	STARTLINE 524 LL TI	
0-11901751/16	200÷230V/3Ph/60Hz	STARTLINE 524 LL TI	
0-11901721/16	400V/3Ph/50Hz	STARTLINE 524 LL 2V	
0-11901731/16	400V/3Ph/50Hz	STARTLINE 524 LL 2V TI	
8-11320016		Customization kit - STARTLINE 524 LL	

CAR TYRE CHANGERS

STARTLINE S521 (TB) SERIES

STANDARD ACCESSORIES



12"-23"



10"-21"



*HTB21 HELPER OPTIONAL
code 8-11900261

Part-no	Electrical Supply	Description	
0-11901401/16	400V/3Ph/50Hz	STARTLINE 521	
0-11901412/16	200÷230V/1Ph/50Hz	STARTLINE 521	
0-11901422/16	200÷230V/1Ph/60Hz	STARTLINE 521	
0-11901411/16	400V/3Ph/50Hz	STARTLINE 521 TI	
0-11901404/16	100÷115V/1Ph/60Hz	STARTLINE 521 TI	
0-11901432/16	200÷230V/1Ph/50Hz	STARTLINE 521 TI	
0-11901442/16	200÷230V/1Ph/60Hz	STARTLINE 521 TI	
0-11901441/16	200÷230V/3Ph/60Hz	STARTLINE 521 TI	
0-11901421/16	400V/3Ph/50Hz	STARTLINE 521 2V	
0-11901431/16	400V/3Ph/50Hz	STARTLINE 521 2V TI	
8-11320013		Customization kit - STARTLINE 521	

CAR TYRE CHANGERS

STARTLINE S421 (SWA)

STANDARD ACCESSORIES



12"-23"



10"-21"



Part-no	Electrical Supply	Description	
0-11901501/16	400V/3Ph/50Hz	STARTLINE 421	
0-11901512/16	200÷230V/1Ph/50Hz	STARTLINE 421	
0-11901511/16	200÷230V/3Ph/50Hz	STARTLINE 421	
0-11901522/16	200÷230V/1Ph/60Hz	STARTLINE 421	
0-11901521/16	200÷230V/3Ph/60Hz	STARTLINE 421	
8-11320014		Customization kit - STARTLINE 421	

CAR TYRE CHANGERS

STARTLINE S424 (SWA)

STANDARD ACCESSORIES



13"-26"





11"-24"




***HSU24 HELPER OPTIONAL**
code 8-11900263

Part-no	Electrical Supply	Description	
0-11901604/16	100÷115V/1Ph/60Hz	STARTLINE 424 TI	
8-11320015		Customization kit - STARTLINE 424	

OPTIONAL ACCESSORIES FOR CAR TYRE CHANGERS

Image	Part-no	Description		STARTLINE S524	STARTLINE S524 LL	STARTLINE S521	STARTLINE S421	STARTLINE S424
	8-11900260	Helper HTB24 for STARTLINE 524		★	★			
	8-11900261	Helper HTB21 for STARTLINE 521 and STARTLINE 524		★	★	★		








OPTIONAL ACCESSORIES FOR CAR TYRE CHANGERS

Image	Part-no	Description		STARTLINE S524	STARTLINE S524 LL	STARTLINE S521	STARTLINE S421	STARTLINE S424
	8-11900262	Helper HSA21 for STARTLINE 421					★	
	8-11900263	Helper HSU24 for STARTLINE 424						★
	8-11120075	FWL 65 Wheel lifter		★	★	★		★








OPTIONAL ACCESSORIES FOR CAR TYRE CHANGERS

Image	Part-no	Description	STARTLINE S524	STARTLINE S524 LL	STARTLINE S521	STARTLINE S421	STARTLINE S424
	CT-S-0600000	WRSB Wheel support rotation base	★	★	★	★	★
	CT-S-0110000	Demount head quick change tool	★		★	★	★
	CT-S-0120000	Plastic demount head assy				★	★
	CT-S-0310000	Plastic demount head assy	★		★		
	C-21-8000100	Motorcycle demount head	★		★	★	★
	CT-S-0500000	Tyre press assist device				★	★
	C-M-0200000	Motorcycle adaptors kit for inner adjustable jaws (11"-26") 4pcs	★	★			★
	C-M-0200000A	Motorcycle adaptors kit for inner adjustable jaws (8"-23") 4pcs			★	★	

OPTIONAL ACCESSORIES FOR CAR TYRE CHANGERS

Image	Part-no	Description	STARTLINE S524	STARTLINE S524 LL	STARTLINE S521	STARTLINE S421	STARTLINE S424
	C-M-0300000	4 Motorcycle adaptors for high profile rim with spokes (for ex. BMW-Ducati) - (11"-26")	★	★			★
	C-M-0400000	4 Motorcycle adaptors for high profile rim with spokes (for ex. BMW-Ducati) - (8"-23")			★	★	
	C-54-8000019	Cover lever	★	★	★	★	★
 x4	8-11900265	JAW COVER FOR ADJUSTABLE SYSTEM 24"YELLOW (N°4 PIECES)	★	★			★
 x4	8-11900266	DEMOUNT HEAD PROTECTION COVER YELLOW (N°4 PIECES)	★		★	★	★
 x4	8-11900267	DEMOUNT TAIL PROTECTION COVER YELLOW (N°4 PIECES)	★		★	★	★
 x4	8-11900268	JAW COVER TB 21"YELLOW (N°4 PIECES)			★	★	
	8-11900270	Plastic protections kit (including 8 protections for 21" versions and 8 protections for 24" versions)	★		★	★	★

OPTIONAL ACCESSORIES FOR CAR TYRE CHANGERS

Image	Part-no	Description	STARTLINE S524	STARTLINE S524 LL	STARTLINE S521	STARTLINE S421	STARTLINE S424
	8-11900271	Cover and Lever plastic protections kit (for STARTLINE 524, 521, 421 and 424)	★	★	★	★	★
	8-11900272	Plastic protections kit for motorcycle adapter, 4+4 pcs	★	★	★	★	★
	8-11120081	Protection kit for LL tool head		★			
	CT-S-0200000	Plastic bead pressing clamp	★	★	★	★	★
	8-11100362	EC Asturo pistol (EC approved)	★	★	★	★	
	8-11100357	Inflating pistol bar/psi (for Extra EC Countries only).	★	★	★	★	
	801461005	Valve core screw driver car/truck (1 piece)	★	★	★	★	★
	801461004	Valve inserting lever (1 piece)	★	★	★	★	★

SEMI-AUTOMATIC TRUCK TYRE CHANGERS

STARTLINE S226 SERIES

STANDARD ACCESSORIES



14"-26"


Part-no	Electrical Supply	Description	
0-12102101/16	380÷400V/3Ph/50Hz	STARTLINE S226	
0-12102102/16	230V/3Ph/60Hz	STARTLINE S226	
0-12102103/16	230V/1Ph/60Hz	STARTLINE S226	
0-12102104/16	230V/1Ph/50Hz	STARTLINE S226	
8-12100145		Customization kit for S226	

Base color is red RAL 3002 (/16) ■

SEMI-AUTOMATIC TRUCK TYRE CHANGERS

STARTLINE S256 SERIES





STANDARD ACCESSORIES



14"-56"

Part-no	Electrical Supply	Description	
0-12104301/16	400 V/3Ph/50Hz	STARTLINE S256	
0-12104302/16	230V/3Ph/60Hz	STARTLINE S256	
0-12104303/16	400 V/3Ph/60Hz	STARTLINE S256	
8-12120013		Customization kit - STARTLINE S256	


OPTIONAL ACCESSORIES FOR TRUCK TYRE CHANGERS

Image	Part-no	Description	STARTLINE S226	STARTLINE S256
 <p>x4</p>	8-12120019	CGL56 ALU rims protection		★
	8-12100045	Inserts kit for CGL56 alloy wheel protections		★
	8-12100007	TRAP 161 - Protection for truck alloy rims: ring diameter ø 161 mm	★	★
	8-12100008	TRAP 202 - Protection for truck alloy rims: ring diameter ø 202 mm	★	★
	8-12100009	TRAP 221 - Protection for truck alloy rims: ring diameter ø 221 mm	★	★
	8-12100010	TRAP 281 - Protection for truck alloy rims: ring diameter ø 281 mm	★	★
	8-12100005	TRAP 164 - Protection for truck alloy rims: ring diameter ø 164 mm	★	★
	8-12100006	TRAP 176 - Protection for truck alloy rims: ring diameter ø 176 mm	★	★
	8-12300001	TRAP 220 - Protection for truck alloy rims: ring diameter ø 220,1 mm for Alcoa wheels	★	★
	801227195	Wheel clamp for truck and bus alloy rims	★	★

WHEEL BALANCERS

STARTLINE S380 SERIES

STANDARD ACCESSORIES



Part-no	Electrical Supply	Description
0-21900038/00	200÷230V/1Ph/50-60Hz	STARTLINE S 380 A - Monitor wheel balancer with automatic data input (distance & diameter 26"), automatic balancing with brake at the end of the electronic cycle (wheel guard included, centering and locking kit included, monitor NOT included)
0-21900037/00	100÷115V/1Ph/50-60Hz	STARTLINE S 380 A - As above but with different power supply
8-21900217		Customization kit - STARTLINE S380 A

Base color is gray RAL 7040 (/39) or red RAL 3002 (/16)



WHEEL BALANCERS

STARTLINE S350 SERIES






STANDARD ACCESSORIES



Part-no	Electrical Supply	Description
0-21900036/00	200÷230V/1Ph/50-60Hz	STARTLINE S 350 A - Display wheel balancer with automatic data input (distance & diameter 26"), automatic balancing with brake at the end of the electronic cycle (wheel guard included, centering and locking kit included)
0-21900034/00	100÷115V/1Ph/50-60Hz	STARTLINE S 350 A - As above but with different power supply
0-21900044/00	200÷230V/1Ph/50-60Hz	STARTLINE S 350 A NO WHEEL GUARD - Display wheel balancer with automatic data input (distance & diameter 26"), automatic balancing with brake at the end of the electronic cycle (wheel guard NOT included, centering and locking kit included)
0-21900040/00	100÷115V/1Ph/50-60Hz	STARTLINE S 350 A NO WHEEL GUARD - As above but with different power supply)
0-21900035/00	200÷230V/1Ph/50-60Hz	STARTLINE S 350 M - Display wheel balancer with manual data input, automatic balancing with brake at the end of the electronic cycle (wheel guard included, centering and locking kit included)
0-21900033/00	100÷115V/1Ph/50-60Hz	STARTLINE S 350 M - As above but with different power supply)
0-21900039/00	100÷115V/1Ph/50-60Hz	STARTLINE S 350 M NO WHEEL GUARD - Display wheel balancer with manual data input, automatic balancing with brake at the end of the electronic cycle (wheel guard NOT included, centering and locking kit included)
8-21900205		Kit di personalizzazione per STARTLINE S350

Base color is gray RAL 7040 (/39)  or red RAL 3002 (/16) 

OPTIONAL ACCESSORIES FOR WHEEL BALANCERS






Image	Part-no	Description		STARTLINE S380	STARTLINE S350 M	STARTLINE S350 A
	8-21900206/XX	CCK Colored front panel to be ordered only when the chassis color is grey		★	★	★
	8-21100235	19" Wide screen monitor.		★		
	8-21900207	PB Pedal brake kit		★	★	★
	8-21900209	TL-2 UP Width wheel measurement kit (only for automatic data input versions)		★		★
	8-21100238	LASER & LED Kit		★	★	★

(*) the CCK kit can be purchased in the following colors:

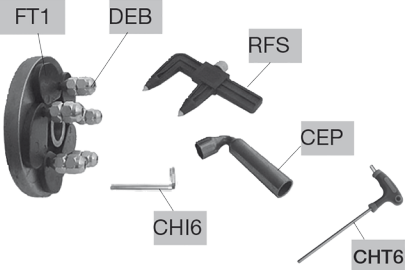



RAL 3002 Red /16
 RAL 9007 Gray /37
 RAL 7030 Gray /69
 RAL 7016 Gray /34
 RAL 5002 Blue /20
 RAL 1003 Yellow /45



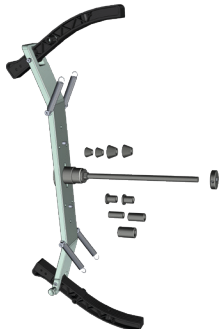




OPTIONAL ACCESSORIES FOR WHEEL BALANCERS

Image	Part-no	Description	STARTLINE S380	STARTLINE S350 M	STARTLINE S350 A
	8-21900211	WG - Wheel guard kit, only for StartLine S 350 versions without wheel guard included		★	★
	8-21900191	ARU40 Ø 42÷156 mm (1.65"÷6,14") - recessed spring included	★	★	★
 DX1 CF1 CF2	8-21100141	DX-CBF - Pair of centering cone for van wheels (117-173 mm) with aluminium spacer Ø 40 mm	★	★	★
	4-107426	X1 Spacer			
	4-107423	CF1 Cone for vans ø 117÷147 mm			
	4-107424	CF2 Cone for van ø 143÷173 mm			
 B1 ø 56,6÷57,1 mm B2 ø 65÷67 mm B3 ø 73,2÷75,4 mm B4 ø 63,3÷64,2 mm B5 ø 58÷60,1 mm B7 ø 54÷56,1 mm	8-21100082	SBC - Set of six centring bushes ø 40	★	★	★
	4-105075	B1 Smart (Mercedes), SEAT, Chevrolet, Fiat (Grande Punto), Opel, Audi, Skoda, VW			
	4-105076	B2 Citroen, Fiat (Scudo), Ford (Transit), Opel, Peugeot, Saab, Volvo, VW, Nissan, Audi (A4), Mercedes, Hyundai, Kia, Mazda, Mitsubishi			
	4-105077	B3 Aston Martin, BMW (X5, X6), Suzuki (Carry), Jaguar			
	4-105078	B4 Ford, Jaguar, Mazda (121, Mazda 2), Volvo, Honda, Alfa Romeo			
	4-105079	B5 Alfa Romeo, Citroen, Fiat, Lancia, Peugeot, Lada, Nissan, Dacia, Renault, Subaru, Toyota			
	4-105080	B7 Citroen (C1), Daihatsu, Hyundai, Kia, Mazda, Opel (Agila), Peugeot (106, 107), Subaru, Suzuki, Toyota, Honda, Mini (BMW), Proton			
 ARS DARS	8-21100089	ARS - "Racing" accessory for sports wheels, for use with Racing bush	★	★	★
	4-105171	DARS Spacer 30 mm			

OPTIONAL ACCESSORIES FOR WHEEL BALANCERS

Image	Part-no	Description		STARTLINE S380	STARTLINE S350 M	STARTLINE S350 A
	8-21100091	FRU-SA D.40 - Universal self-centring flange for wheels with or without central hole, (hole \varnothing min. 90 max. 210 mm)		★	★	★
	2401415	FT 1 Connecting rod with pin				
	321878	DEB Conical/spheric nut for wheel fixing				
	441286	RFS Caliper				
	426517	CEP Hexagonal key (22 mm)				
	4-105877	CHT 6 T-Hexagonal key CH6				
	600906	CHI 6 Hexagonal key CH6				
	8-21100092	BVFF - Set of five bushings for precise centring on FRU flange		★	★	★
	4-105110	BF1 Bushing \varnothing 55 Peugeot				
	4-105174	BF2 Bushing \varnothing 58,1 Fiat Ritmo e Citroën CX/Evasion, Peugeot 806				
	4-105175	BF3 Bushing \varnothing 60,1 Renault				
	4-105176	BF4 Bushing \varnothing 65 Peugeot, Citroën				
	4-106570	BF5 Bushing \varnothing 57 BMW,VW, AUDI, SEAT				
	802227308	PFC - weight pliers		★	★	★
	8-21100161	WL 80 Pneumatic wheel lifter. Lifting capacity 80 kg		★	★	★


OPTIONAL ACCESSORIES FOR WHEEL BALANCERS

Image	Part-no	Description		STARTLINE S380	STARTLINE S350 M	STARTLINE S350 A
	8-21900210	<p>BUK BASIC Basic bike universal kit to balance motorcycle and scooter wheels; complete with SK14 code 8-21900228 (also suitable for STARTLINE S150)</p> <p>* Motorcycle extension gauge NOT included</p>		★	★	★
	8-21900225	PRA5 Motorcycle extension gauge		★	★	★
	8-21900226	SK10 Shaft kit \varnothing 10mm complete with clamping cones \varnothing 11-20 mm - \varnothing 11-20 mm, bushing and spacer L=150 mm		★	★	★
	8-21900227	SK12 Shaft kit \varnothing 12mm complete with clamping cones \varnothing 13-24 mm, bushing and spacer L=250 mm		★	★	★
	8-21900228	SK14 Shaft kit \varnothing 14mm complete with clamping cones \varnothing 15-25 mm - \varnothing 20-35 mm, bushing and spacer L=250 mm (supplied also with BUK BASIC code 8-21900210)		★	★	★
	8-21900229	SK19 Shaft kit \varnothing 19mm complete with clamping cones \varnothing 21-51 mm, bushing and spacer L=300 mm		★	★	★
	8-21900224	PRA6 Motorcycle extension gauge (for STARTLINE S150)		★	★	★

TRUCK WHEEL BALANCER

STARTLINE TRUCK S1450





STANDARD ACCESSORIES









Part-no	Electrical Supply	Description	
0-21900026/00	200÷230V/1Ph/50-60Hz	STARTLINE TRUCK S1450 - LCD Display electronic wheel balancer with automatic data input and automatic brake at the end of the spin; ITS Inverter Technology System; wheel guard and wheel lifter included	
0-21900025/00	100÷115V/1Ph/50-60Hz	STARTLINE TRUCK S1450 - As above but with different power supply	
8-21900186		Customization kit - STARTLINE TRUCK S1450 (Compulsory)	

Base color is gray RAL 7040 (/39) or red RAL 3002 (/16)



OPTIONAL ACCESSORIES FOR PER STARTLINE TRUCK S1450

Image	Part-no	Description	
	8-21900187/00	<p>CCKT – Colored front panel The CCKT Kit can be purchased in the following colors:</p> <ul style="list-style-type: none"> RAL 3002 Red /16 RAL 5002 Blue /20 RAL 5015 Blue Sky /25 RAL 7016 Gray /34 RAL 1007 Yellow /40 RAL 9005 Black /90 	
	8-21900188	<p>L&L KIT - LASER & LED KIT</p>	
	8-21900220	<p>ART40 - Truck flanges centering kit PCD 5 x 225, 285,75, 335 mm PCD 4 x 275, 285 mm</p>	
	8-21900193	<p>KCT40 Range 1: 211÷218 mm Range 2: 217÷224 mm Range 3: 277÷285 mm</p>	

OPTIONAL ACCESSORIES FOR PER STARTLINE TRUCK S1450

Image	Part-no	Description
	8-21100261	GGR40 Centering kit diam 40 for central hole wheels 183,5÷223 mm - 17,5"-19,5"rims (IVECO-MAN- DAF)
	8-21900189	ARFT40 Range 1: 95÷175 mm Range 2: 120÷133 mm Range 3: 144÷166 mm
	8-21900191	ARU40 Ø 42÷156 mm (1.65"÷6,14") - recessed spring included
	8-21900194	GTV40 - Standard ring nut
	8-21100275	GTR40 EVO PRO - Steel quick nut Ø 40x4 mm
	8-21100276	GTR40 EVO - Quick nut Ø 40x4 mm

OPTIONAL ACCESSORIES FOR PER STARTLINE TRUCK S1450

Image	Part-no	Description	
	8-21100290	TWS40 Truck wheel spacer Ø 40 (30mm - 1.19")	
	8-21101402	ACCESSORY RACK	

AUTOMOTIVE SERVICE EQUIPMENT



www.facebook.com/MONDOLFOFERROofficial/



<http://www.youtube.com/user/MondolfoFerro>

NEXION S.p.A.
Viale Dell'Industria, 20 - 61037 MONDOLFO (PU) ITALY
Tel. 0721.93671 - Telefax 0721.930232
info@mondolfoferro.it - www.mondolfoferro.it

